

# 2014 IUPUI Graduate Alumni Survey

Summary of Results – Robert H. McKinney School of Law

July 2015

**Institutional Research and Decision Support  
1100 Waterway Blvd  
Indianapolis, IN 46202**

Anne Mitchell  
Director  
Survey Research and Evaluation  
317-278-9230  
[amitch29@iupui.edu](mailto:amitch29@iupui.edu)

Robbie Janik  
Assistant Director  
Survey Research and Evaluation  
317-278-0640  
[rjanikii@iupui.edu](mailto:rjanikii@iupui.edu)

**PURPOSE:** To measure indicators related to current alumni employment, satisfaction with experiences at IUPUI, effectiveness of IUPUI on learning, further education, and connection to IUPUI.

**METHODS:** Survey administered to graduate student alumni who graduated from Fall 2011 to Spring 2014 for which the Office of Alumni Relations had up-to-date contact information. All graduates from Summer 2014 were included in the sample.

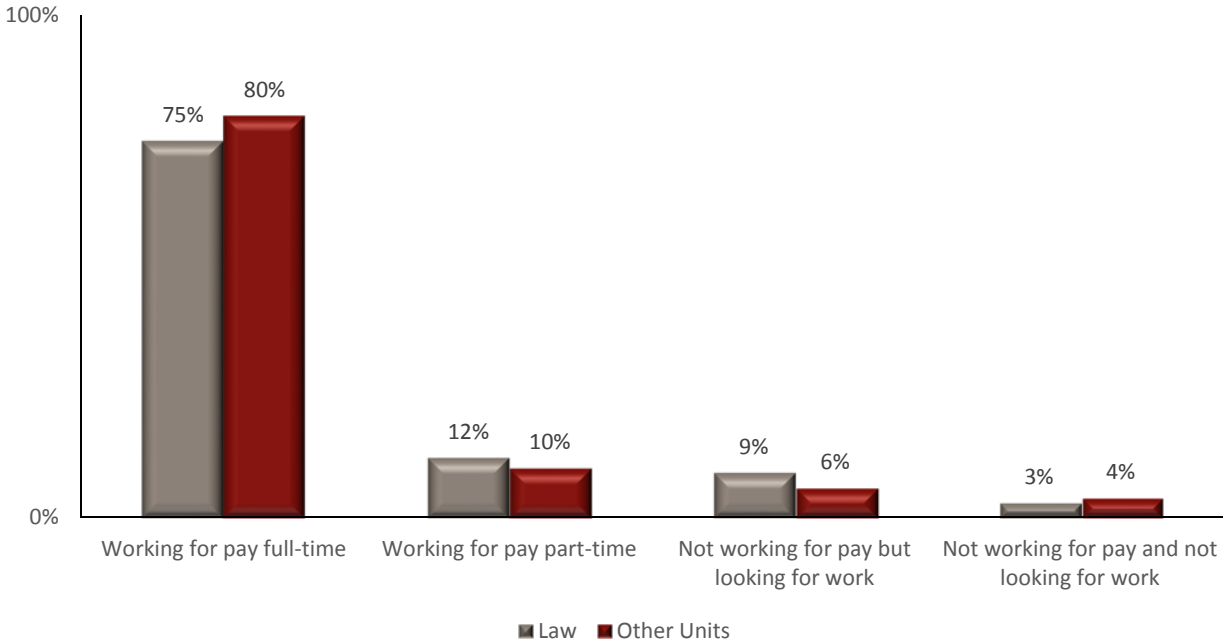
**RESPONDENT CHARACTERISTICS:**

	<b>Law Respondents</b>	<b>Law Invited</b>	<b>All Respondents</b>	<b>All Invited</b>
<i>Female</i>	45.1%	43.3%	58.8%	57.7%
<i>Male</i>	54.9%	57.7%	41.2%	42.3%
<i>White</i>	64.6%	55.2%	69.3%	66.5%
<i>Black</i>	5.6%	6.5%	6.8%	6.3%
<i>Hispanic</i>	0.7%	1.6%	1.1%	1.8%
<i>Asian</i>	6.3%	4.7%	4.2%	5.9%
<i>Other</i>	0.7%	0.7%	0.2%	0.6%
<i>International</i>	15.3%	25.1%	16.0%	15.4%
<i>Refused</i>	7.0%	6.2%	2.4%	3.5%
<b>N</b>	<b>144</b>	<b>676</b>	<b>938</b>	<b>5291</b>
<b>Response Rate</b>	<b>21%</b>		<b>19%</b>	

- Over half (55%) of Robert H. McKinney School of Law alumni respondents are men, just under two-thirds (65%) are white, and 15% are international.
- There is an underrepresentation of international students and an overrepresentation of white law alumni survey respondents compared to all School of Law alumni who were invited to participate.
- Only 8% of Law alumni respondents also attended IUPUI for their undergraduate degree.

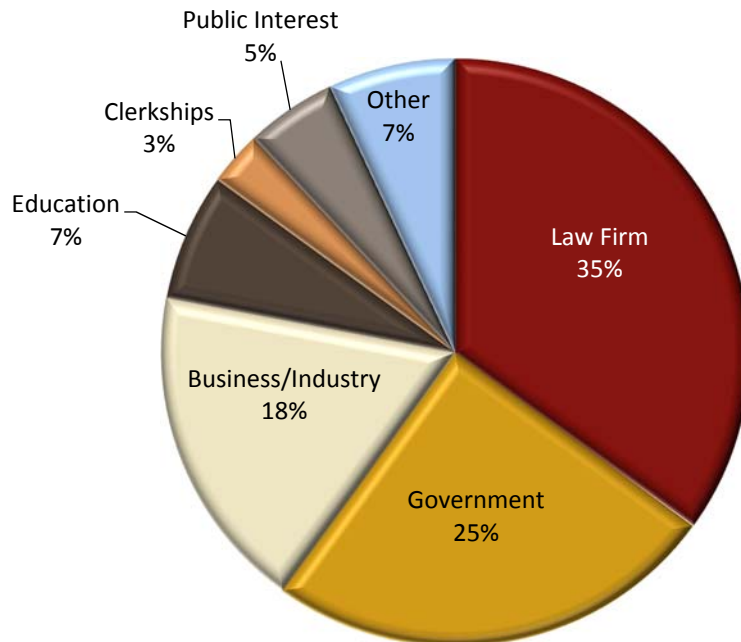
## Section 1: Employment

**Figure 1**  
**Employment Status**



- The large majority (87%) of all IU McKinney law alumni are working either full-time or part-time.
- Even though a larger amount of Science graduate students report not working for pay and not looking for work, almost all of these alumni are currently enrolled in another program leading to a degree.
- Over three-quarters (79%) of those currently working are employed in Indiana which is slightly more than other units on campus (72%).

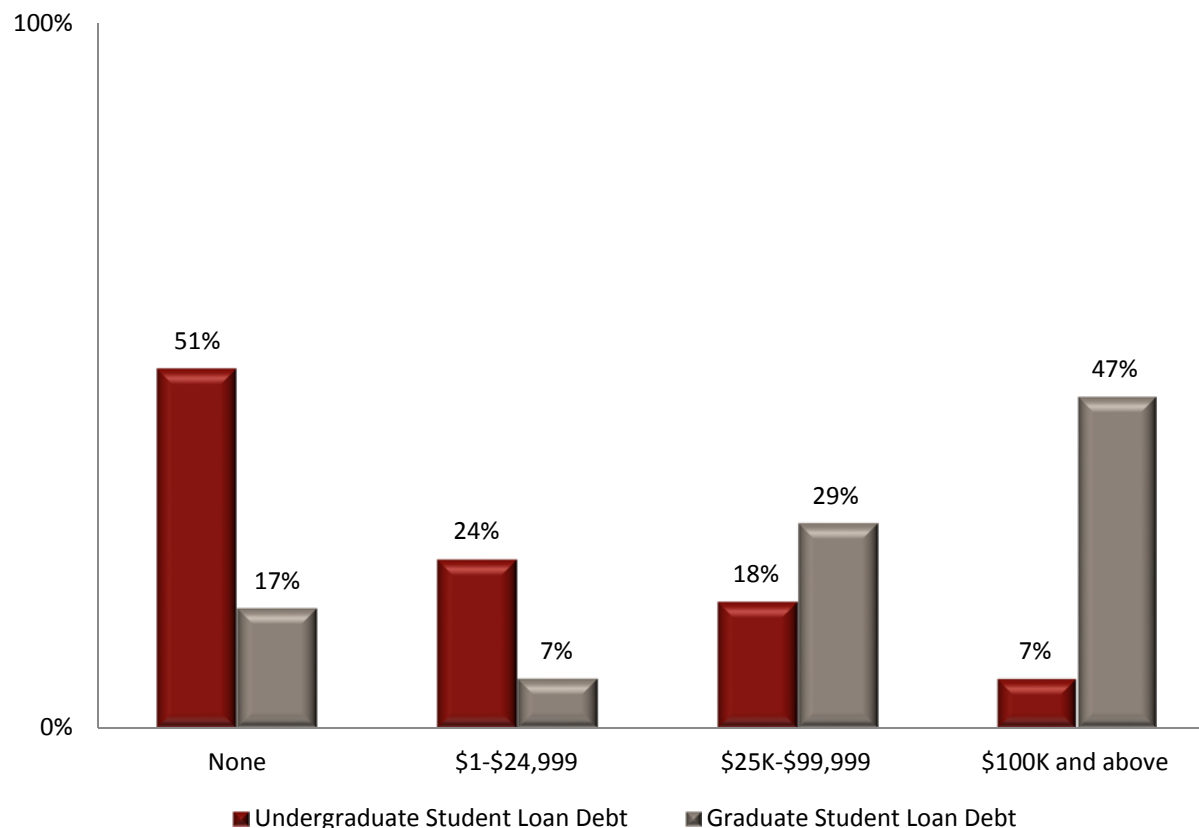
**Figure 2**  
**Type of Employer**



- Over half of recent IU McKinney alumni are currently working for a law firm (35%) or government (25%).
- Over 8 in 10 respondents (83%) who are currently working report that their position is related to their law degree. However, McKinney law alumni have a larger percentage that say their job is not related to their graduate program (17%) compared to alumni from graduate programs in other schools on campus (7%).
- Of those alumni whose job is directly related to their graduate program, 37% believe their IU McKinney education prepared them for their job very well. This is lower than other alumni where just under two thirds (65%) of alumni whose job directly relates to their degree believe their education prepared them very well.
- IU McKinney alumni (36%) are less likely than alumni from other units (55%) to state that their education enhanced their prospects for future advancement very well.
- Slightly less than two thirds of working respondents (63%) agree with the statement, “The job I have is the job I want.”
- Of the IU McKinney alumni who have been employed since graduation, 75% are still in their first job. For those who have left, the majority (65%) leave their first job within 13 months.
- Roughly 40% of McKinney alumni have an annual salary of at least \$60,000 which is more than other units where this is true for 34% of alumni. The largest percentage of alumni in one salary range is \$40,000 to \$59,999 where just over one-third (34%) of IU McKinney alumni report to be their personal annual salary.

## Section 2: Student Loan Debt

**Figure 3**  
**Student Loan Debt (from all sources)**



- Slightly over half of IU McKinney alumni (51%) report having no debt related to their undergraduate degree while this is true for only 17% of alumni regarding their graduate degree.
- Just under half of IU McKinney alumni (47%) have \$100,000 or more debt related to their degree from McKinney which is much more compared to graduate students in other units (11%) on campus.
- Over one third (36%) of McKinney alumni state that they are not at all confident that they will be able to pay off their student loans on time which is significantly more than students from other units (18%).
- Half of the McKinney respondents are at least somewhat confident they will be able to pay off their student loans on time.

## Section 3: IUPUI Experience

**Table 1**  
**Satisfaction with Academics, Instruction, and the Learning Environment <sup>a</sup>**

Please indicate how satisfied you are with each of the following aspects of your IUPUI experience.	Very Dissatisfied	Dissatisfied	Satisfied	Very Satisfied	Mean
<i>Percentages</i>					
Overall quality of your academic experiences at IUPUI	1%	13%	62%	24%	3.08
Your social experiences at IUPUI	3%	21%	54%	22%	2.94
Quality of teaching by faculty in your major area	1%	14%	60%	25%	3.08
Quality of advising or mentorship	18%	38%	31%	13%	2.38
Quality of courses in your major area	2%	17%	58%	23%	3.02
Personal attention from those in your major department	9%	26%	42%	23%	2.79
Opportunities for community engagement (projects, research, exhibitions, etc.)	3%	24%	51%	22%	2.93
Opportunities to participate in faculty members' research	11%	31%	50%	9%	2.56
Opportunities to participate in personal research	4%	23%	60%	13%	2.83
Consultations about thesis, dissertation, or creative project.	11%	23%	53%	13%	2.67
General helpfulness of faculty	4%	20%	53%	22%	2.94
Tutoring and other academic support services	10%	22%	53%	14%	2.72
Use of technology in the classroom	3%	13%	62%	22%	3.03
The extent to which faculty and staff helped you become oriented to your program	8%	29%	48%	15%	2.69

<sup>a</sup> 1 = Very Dissatisfied, 2 = Dissatisfied, 3 = Satisfied, 4 = Very Satisfied

- The vast majority (86%) of IU McKinney alumni respondents are satisfied or very satisfied with the overall quality of their academic experiences.
- The lowest satisfaction items seem to be centered on the theme of involvement by the School with student's education.
- IU McKinney alumni are significantly less likely to be satisfied or very satisfied with the quality of advising or mentorship (44%) when compared to other units at IUPUI (70%).
- Although the majority are satisfied (57%) IU McKinney are significantly less likely than other units (72%) to be satisfied with their opportunities for career development.

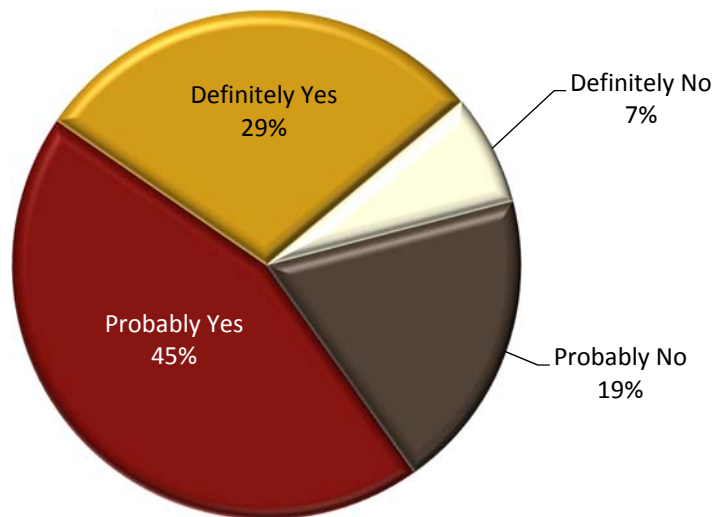
**Table 2**  
**Satisfaction with Co-Curricular Experiences and Other Services <sup>a</sup>**

Please indicate how satisfied you are with each of the following aspects of your IUPUI experience.	Very Dissatisfied	Dissatisfied	Satisfied	Very Satisfied	Mean
	Percentages				
Opportunities to develop appreciation for diversity (outside speakers, programs, films, book discussions, etc.)	4%	14%	59%	22%	3.00
Opportunities to develop leadership skills (in class)	6%	30%	53%	12%	2.71
Opportunities to develop leadership skills (outside the classroom)	6%	21%	58%	16%	2.84
Opportunities for career development (externship, job shadowing, career workshops, internships, etc.)	21%	22%	38%	19%	2.56
Opportunities to participate in international activities on campus (participating in courses or programs with international students, using the global classroom, etc.)	8%	18%	62%	12%	2.78

<sup>a</sup> 1 = Very Dissatisfied, 2 = Dissatisfied, 3 = Satisfied, 4 = Very Satisfied

- Overall, respondents are satisfied with the co-curricular experience at IUPUI.
- IU McKinney alumni report that they would like to have more opportunities for career development with 43% being dissatisfied or very dissatisfied.

**Figure 4**  
**If You Could Start Over Again, Would You Go To Robert H. McKinney School of Law?**



- The majority of alumni respondents (74%) would either probably or definitely attend IU McKinney if they had an opportunity to start over again – lower than alumni from other IUPUI graduate programs (88%).

**Table 3**  
**Satisfaction with Assistantships & Internships/Externships <sup>a</sup>**

Percentage who are very satisfied/ satisfied with...	Teaching Assistantship	Research Assistantship	Internship/ Externship
The extent to which it complemented your coursework	100%	90%	86%
The extent to which it corresponded to your career goals	50%	80%	88%
The extent to which it prepared you for the job market	50%	60%	83%
The extent to which you were mentored/ supervised	100%	80%	77%
N	2	10	93

<sup>a</sup> 1 = Very Dissatisfied, 2 = Dissatisfied, 3 = Satisfied, 4 = Very Satisfied

- Respondents were asked if they completed an assistantship or internship/externship while at IUPUI. Two thirds (67%) of all IU McKinney respondents had an internship/externship while in school while only 8% of alumni completed an assistantship.
- Among those who did not have an assistantship, most did not desire one (74%), but there were a noticeable amount that wanted an assistantship but report that their department did not offer them (24%).
- The majority of respondents are satisfied with how assistantships (90%) and internships/externships (79%) are assigned.
- Overall IU McKinney alumni are satisfied with their assistantships and internships/externships. A larger percentage of respondents who completed an internship/externship report being satisfied with how it prepared them for the job market but this trend is evident among other units at IUPUI.
- Of those students who completed an internship/externship, more than one out of five (22%) had it turn into full-time employment and 10% were offered a position but turned it down.



## Section 4: Impact of IUPUI on Learning.

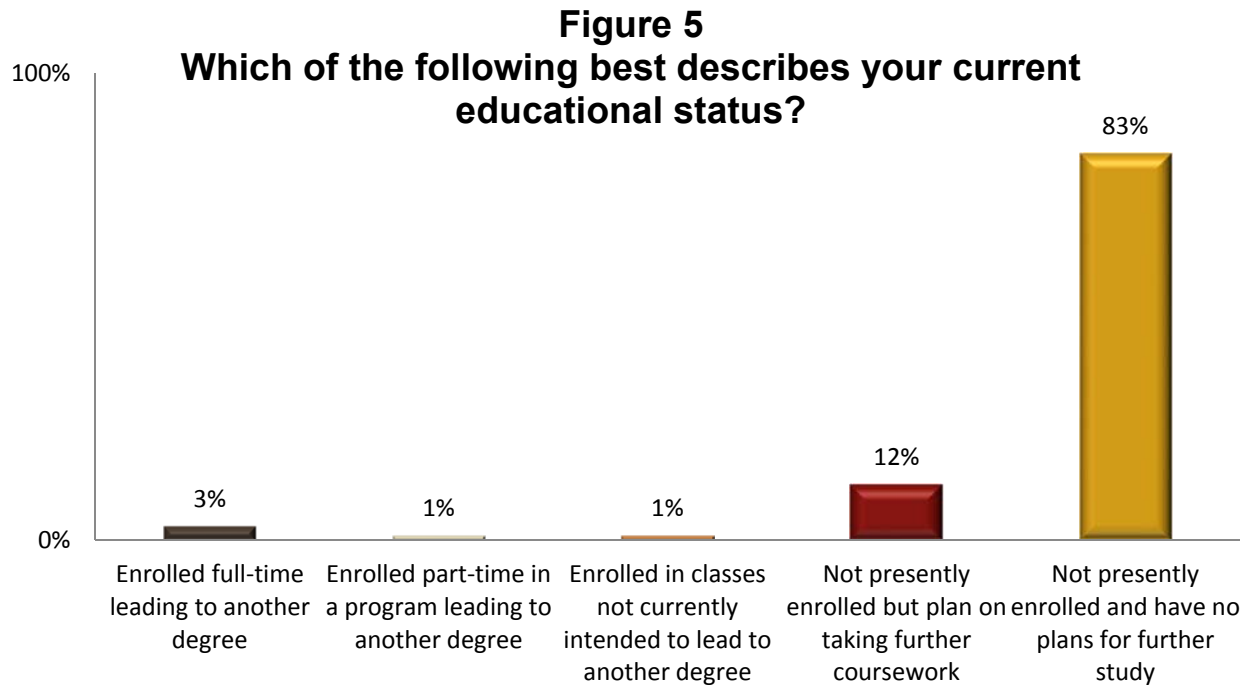
**Table 4**  
**Knowledge and Skills <sup>a</sup>**

Please indicate your level of effectiveness in each of the following skills/abilities.	Not at all Effective	Somewhat Effective	Effective	Very Effective	Mean
<i>Percentages</i>					
Acquiring in-depth knowledge in your discipline	3%	22%	50%	25%	2.97
Conducting original research and scholarship	8%	33%	38%	21%	2.70
Understanding research/scholarship in your discipline	2%	27%	46%	24%	2.92
Communicating effectively with others in your discipline	4%	14%	52%	30%	3.09
Communicating effectively with the general public	4%	15%	51%	30%	3.05
Thinking critically	1%	7%	50%	42%	3.34
Thinking creatively	5%	18%	48%	30%	3.03
Applying good judgement in both professional and personal situations	1%	9%	50%	40%	3.29
Solving problems in your discipline	1%	15%	49%	35%	3.17
Conducting research in an ethical manner	1%	9%	48%	42%	3.32
Behaving in an ethical way	1%	2%	41%	56%	3.52
Using the knowledge gained in college to address social issues or problems	8%	18%	46%	29%	2.95
Understanding contemporary social issues	2%	14%	46%	38%	3.19
Exercising your responsibilities as a citizen (e.g. voting, actively participating in community and political issues)	5%	13%	41%	41%	3.18
Marketing yourself effectively	18%	24%	41%	18%	2.58

<sup>a</sup> 1 = Not at all Effective, 2 = Somewhat Effective, 3 = Effective, 4 = Very Effective

- Alumni respondents rate themselves as mostly effective on skills and abilities that are related to the principles of graduate and professional student learning (PGPLs).
- Respondents rate themselves highest on the skills/abilities of behaving in an ethical way (97%) and thinking critically (92%) where the vast majority believe they are either effective or very effective.
- School of Science graduate student alumni rate themselves lowest regarding marketing themselves effectively and conducting original research which are also the lowest rated items for many of the units on campus.
- When conducting a t-test to compare IU McKinney alumni to other respondents, McKinney respondents rate themselves as significantly lower regarding marketing themselves effectively ( $p < .001$ ). McKinney alumni are not significantly different from other IUPUI graduate students regarding conducting original research and scholarship.

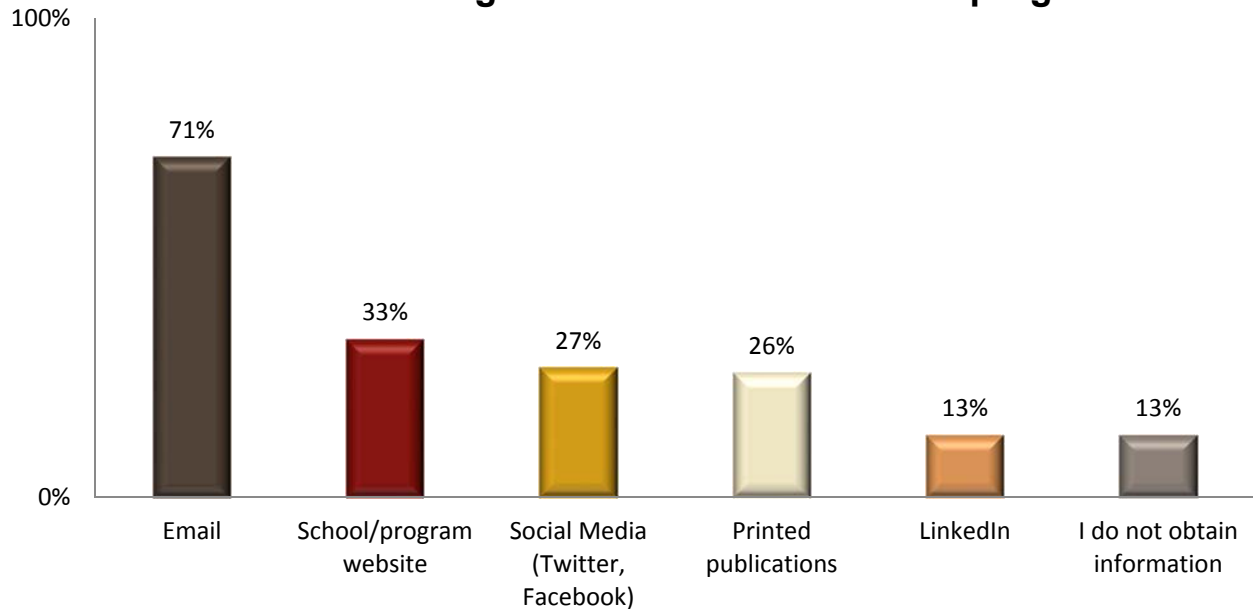
## Section 5: Further Education



- The large majority of IU McKinney alumni (83%) are not presently enrolled in a program and have no plans for further study which is significantly more than other units (58%) – which is expected.
- Five of the six alumni currently enrolled in a program were accepted into their first or second choice.

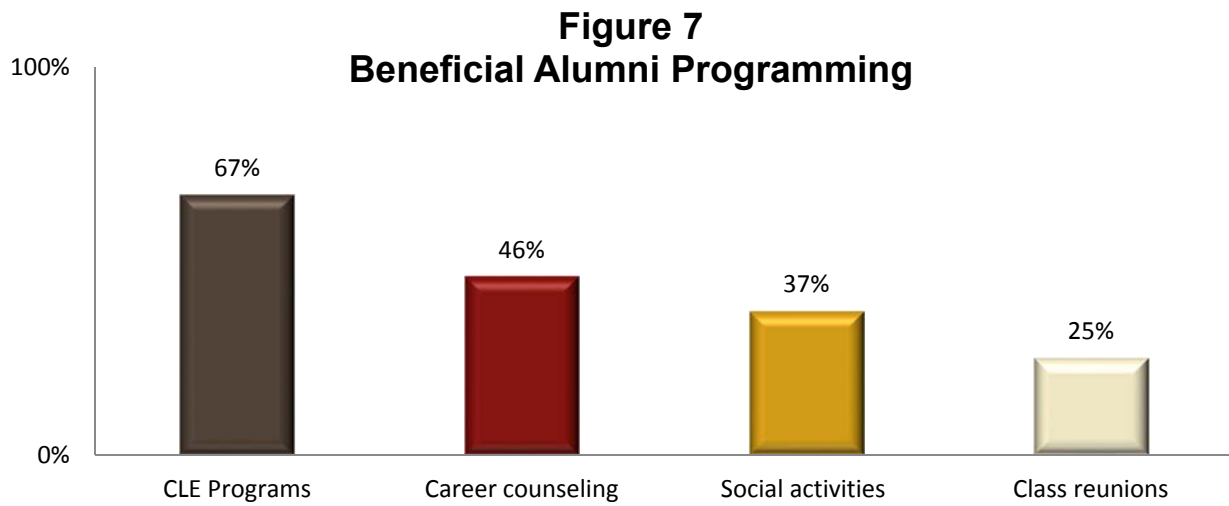
## Section 6: Connection with School

**Figure 6**  
**Method of obtaining information about School/program**



- The vast majority (87%) of IU McKinney alumni respondents obtain information regarding the School.
- The most common method of obtaining information about IU McKinney include is through email (71%). It is important to note that this survey was collected through e-mail invitations so that may skew this item.
- IU McKinney alumni report obtaining information through printed publications (26%) at slightly higher rates than other alumni respondents (18%).
- Less than one out of five respondents (15%) report feeling a very strong connection toward the IU McKinney School of Law.
- The majority of alumni report feeling either some (42%) or very little (30%) of a connection to McKinney which is not different from alumni of other units at IUPUI.

## Section 7: IU McKinney School of Law Supplemental Questions



- Two thirds of IU McKinney alumni respondents report that CLE programs would be beneficial, while just under half (46%) believe career counseling to be useful to alumni.
- Slightly over two thirds of alumni (68%) report that they are interested or very interested generally in the IU McKinney School of Law
- IU McKinney alumni respondents are more likely to provide volunteer support rather than monetary support with rates of 60% and 35% reporting they would be likely or very likely to do so, respectively.